GM	WINKEL	1	

Teile eines Winkels

Die wichtigsten Figuren sind :

S _____

s _____

α _____

_____

b _____

r _____

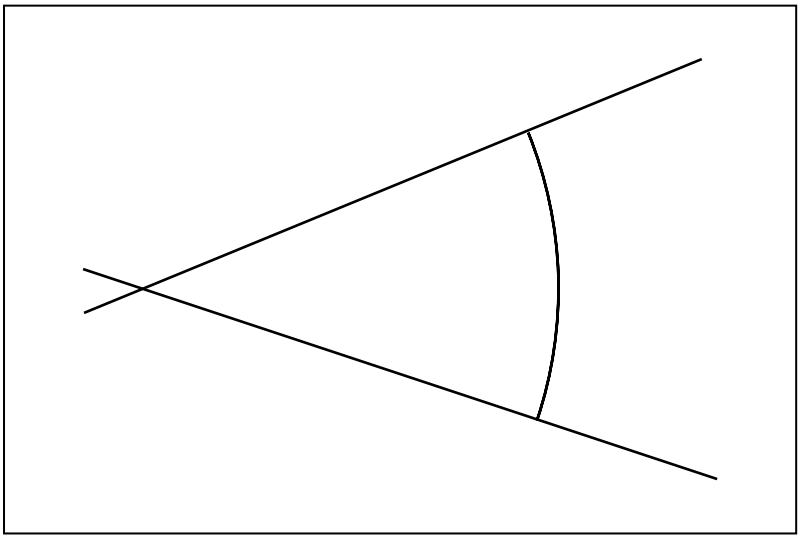

Winkelarten

spitzer Winkel	rechter Winkel	stumpfer Winkel
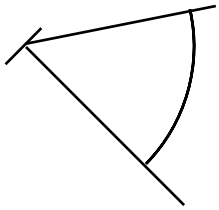	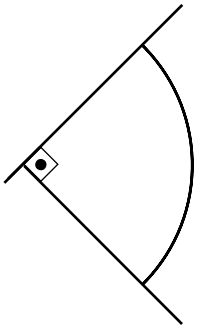	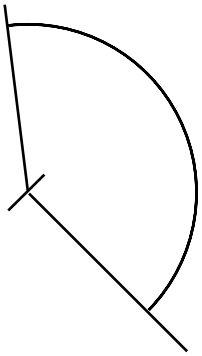

gestreckter Winkel	überstumpfer Winkel	voller Winkel
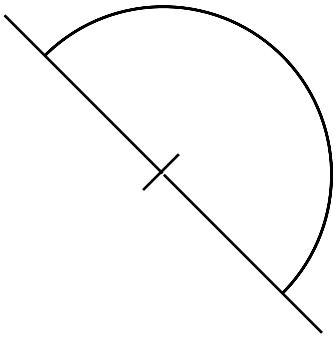	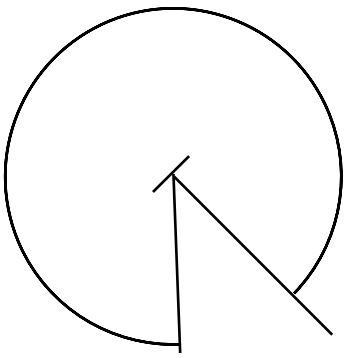	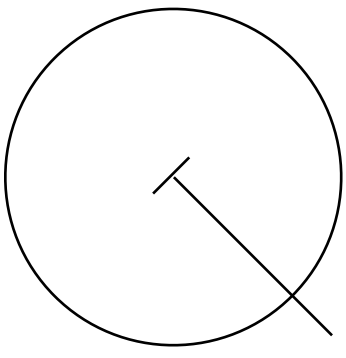

| © 2008 www.allgemeinbildung.ch |

GM	WINKEL	1	

Teile eines Winkels

Die wichtigsten Figuren sind :

S	*Scheitelpunkt*
s	*Schenkel*
α	*Winkel*
	(Öffnung der Schenkel)
b	*(Kreis-)Bogen*
r	*(Kreis-)Radius*

∠α = ∠ASB

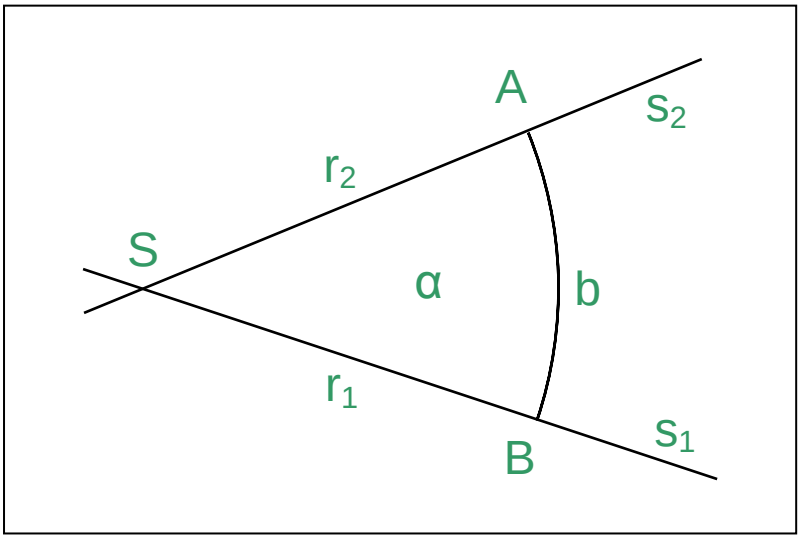

Winkelarten

spitzer Winkel	rechter Winkel	stumpfer Winkel
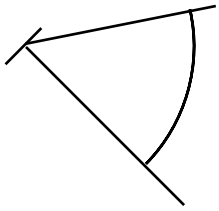	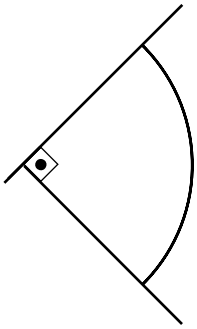	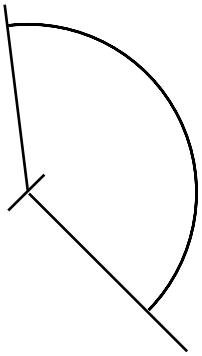
> 0° und < 90°	*genau 90°*	*> 90° und < 180°*
kleiner als Viertelskreis	*Viertelskreis*	*zw. Viertels- & Halbkreis*

gestreckter Winkel	überstumpfer Winkel	voller Winkel
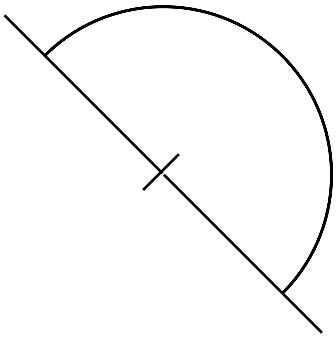	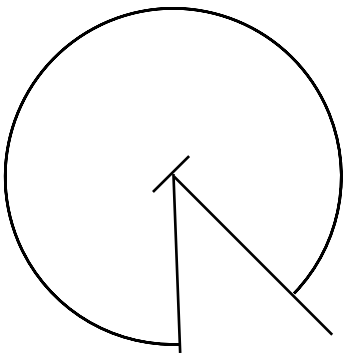	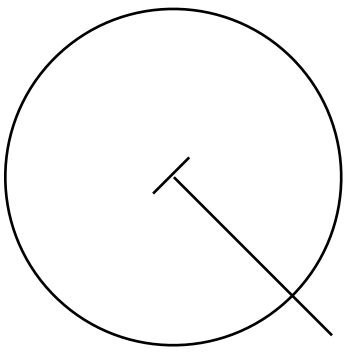
genau 180°	*> 180° und < 360°*	*genau 360°*
Halbkreis	*zw. Halb- & Vollkreis*	*Vollkreis*

| © 2008 www.allgemeinbildung.ch |